

SystemOne 6 inch Furniture Feed Floor Box, for Raised Access and Wood Floors

6 inch Recessed Floor Boxes

Description	Catalog Number
Floor Box with Temporary Installation Cover	AFBS1R6BASE
Floor Box (AFBS1R6BASE) with Brushed Aluminum Finish Cover (AFBS1R6FFCVRALU)	AFBS1R6FFALU
Floor Box (AFBS1R6BASE) with Black Powder Coat Finish (AFBS1R6FFCVRBLK)	AFBS1R6FFBLK
Floor Box (AFBS1R6BASE) with Plated Brushed Brass Finish Cover (AFBS1R6FFCVRBRS)	AFBS1R6FFBRS
Floor Box (AFBS1R6BASE) with Plated Antique Bronze Finish Cover (AFBS1R6FFCVRBRZ)	AFBS1R6FFBRZ
Floor Box (AFBS1R6BASE) with Gray Powder Coat Finish Cover (AFBS1R6FFCVRGRY)	AFBS1R6FFGRY
Floor Box (AFBS1R6BASE) with Plated Satin Nickel Finish Cover (AFBS1R6FFCVRNKL)	AFBS1R6FFNKL

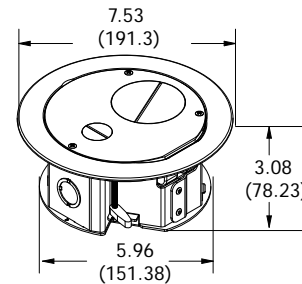


Replacement Parts

Description	Catalog Number
Low Voltage Divider	AFBS1R6DIV
Low Voltage Grommet	AFBS1R6GROM
Low Voltage Gate	AFBS1R6GATE

Installation





Hole Diameter	6 inch
Bottom low Voltage Knock out	2 inch
Side low voltage entry	Removable gate, area equal to 2 inch conduit
Bottom Power Knock out	¾" ½" concentric
Side Power knock out	¾" ½" concentric
Fastening	2 pawl arms





Covers

- Flange Diameter 7.5 inches
- Flange thickness is 1/8 inches thick and complies with ADA requirements
- Cover load rating is 1,000 lbs, for a static load applied through a 3 inch dia. mandrel with 2x safety factor*

Architectural Covers

Description / Catalog Number	Cover	Description / Catalog Number	Cover
Brushed Aluminum Finish, with 2 inch and ¾ threaded hubs.		Plated Antique Bronze Finish, With 2 inch and ¾ threaded hubs.	
AFBS1R6FFCVRALU		AFBS1R6FFCVRBRZ	
Plated Brushed Brass Finish, With 2 inch and ¾ threaded hubs.		Plated Satin Nickel Finish, With 2 inch and ¾ threaded hubs.	
AFBS1R6FFCVRBRS		AFBS1R6FFCVRNKL	

Powder Coated Covers

Description / Catalog Number	Cover
Black Powder Coat Finish, With 2 inch and ¾ threaded hubs.	
AFBS1R6FFCVRBLK	
Gray Powder Coat Finish, With 2 inch and ¾ threaded hubs.	
AFBS1R6FFCVRGRY	

Note: *Load applied through a 3 in. (76mm) mandrel in center of the cover.

Dimensions in Inches (mm)